



**EASYFAIRS**

Visit the future

# Financial report

2022-2023



# Consolidated balance sheet

Financial year to 30 June (€ 1 000)

30.06.2023

30.06.2022

## Assets

<b>Non current assets</b>	<b>279 564</b>	<b>268 271</b>
Tangible fixed assets	122 901	108 449
Intangible fixed assets	107 355	107 298
Right of use	43 242	48 997
Deferred tax assets	3 141	2 286
Other non current assets	2 925	1 241
<b>Current assets</b>	<b>70 766</b>	<b>59 633</b>
Trade and other receivables	42 803	26 161
Cash and cash equivalents	27 963	33 472

**TOTAL assets** **350 330** **327 904**

## Equity and liabilities

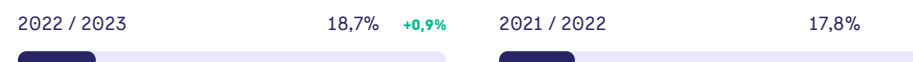
<b>Total capital and reserves</b>	<b>28 071</b>	<b>21 532</b>
Capital and reserves - Group share	27 684	21 823
Minority interests	387	-291
<b>Non current liabilities</b>	<b>163 818</b>	<b>202 215</b>
Interest-bearing loans	95 694	122 010
Lease liabilities	39 201	52 449
Deferred and latent tax liabilities	28 462	26 982
Other non current liabilities	461	774
<b>Current liabilities</b>	<b>158 441</b>	<b>104 157</b>
Interest-bearing loans	13 704	10 560
Lease liabilities	7 340	
Trade and other creditors	137 397	93 597

**TOTAL capital and liabilities** **350 330** **327 904**

## Gross Margin Percentage



## Recurrent EBITDA Margin



## Equity Group Share



## Net debt to EBITDA Ratio




The condensed financial information presented in this section represents an abstract of the annual accounts and the consolidated accounts of Everex SA/NV as approved by the Advisory Board.

These financial statements were drawn up in accordance with the Belgian GAAP (generally accepted accounting principles) and the IFRS standards respectively. The statutory auditor, BDO Réviseurs d'entreprise scrl, represented by Michaël Delbeke, certified that it had no reservations concerning the annual accounts and the consolidated accounts.


# Consolidated income statement

Financial year to 30 June (€ 1 000)	30.06.2023	var (%)	30.06.2022
<b>Revenues</b>	<b>189 769</b>	<b>16,8%</b>	<b>162 537</b>
Own events	162 562	13,1%	143 704
Guest events	18 572	7,4%	17 293
Other	8 635	460,7%	1540
<b>Cost of sales</b>	<b>-66 915</b>	<b>15,4%</b>	<b>-57 999</b>
<b>Gross margin</b>	<b>122 854</b>	<b>17,5%</b>	<b>104 538</b>
	64,7%	0,4%	64,3%
<b>Operating expenses</b>	<b>-104 415</b>	<b>19,3%</b>	<b>-87 539</b>
Operating expenses	-82 068	26,7%	-64 754
Depreciations	-22 347	-1,9%	-22 785
<b>Operating profit</b>	<b>18 439</b>	<b>8,5%</b>	<b>16 999</b>
<b>EBITDA</b>	<b>40 786</b>	<b>2,5%</b>	<b>39 784</b>
<b>Recurring EBITDA</b>	<b>35 545</b>	<b>23,1%</b>	<b>28 881</b>
	18,7%	0,9%	17,8%

## Revenues per business 2022/2023 (€ 1000)



## Revenues per business 2021/2022 (€ 1000)



## Need more information?

### Marc Hellemans

Group Chief Financial Officer  
[marc.hellemans@easyfairs.com](mailto:marc.hellemans@easyfairs.com)

Visit the future with Easyfairs and find out more on  
**[easyfairs.com](https://www.easyfairs.com)**



**Get in touch**  
[company/easyfairs](https://www.easyfairs.com)



**Follow us**  
[@easyfairsgroup](https://www.instagram.com/easyfairsgroup)



**Follow us**  
[easyfairs](https://www.facebook.com/easyfairs)

Easyfairs organises and hosts events, bringing communities together to visit the future.

We organise 110 market-leading event titles in 12 countries and manage eight event venues in Belgium, the Netherlands and Sweden.

We are passionate about “easifying” the life of our customers and increasing the return on investment and return on time for professional communities through our all-in formulas, advanced technology and customer-centric approach. Our digital features and initiatives provide these communities with excellent opportunities to network effectively and do business throughout the year. The Easyfairs Group employs 800 highly committed talents, deploys the best marketing and technology tools and develops brands with a strong appeal to our stakeholder communities.

For the fifth year running, Deloitte conferred “Best Managed Company” status on Easyfairs in 2023. Easyfairs is ranked 11 of the world’s top exhibition organisers, according to the STAX annual ranking.